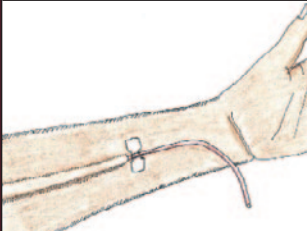
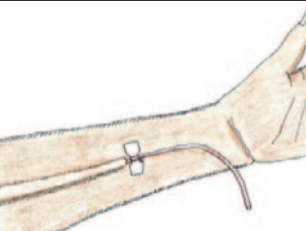
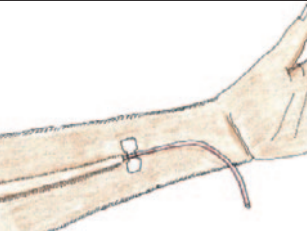
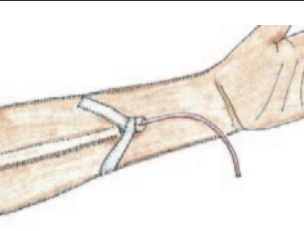
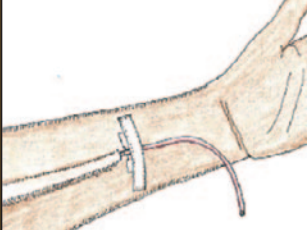
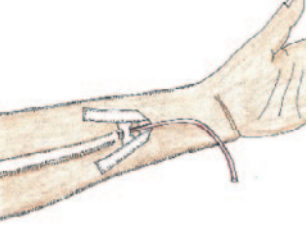
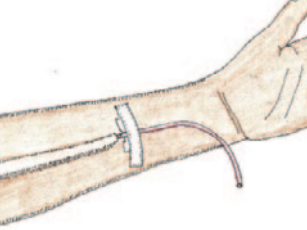
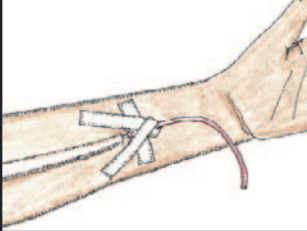
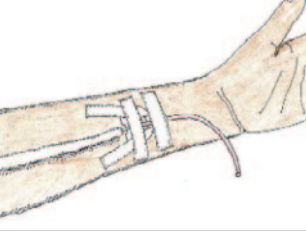
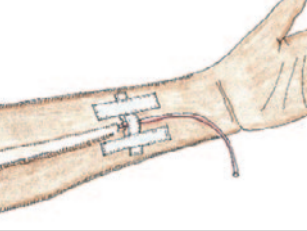


Sample Taping Techniques

Steps	Chevron	U Method	H Method	Single-handed
1				
2				
3				
4	<p>Place adhesive bandage, gauze, or transparent dressing over needle insertion site. Do not tape directly over needle entry site. Do not overtape/overdress to allow easy access to site. Do not place tape completely around the limb which may interfere with blood flow.</p>			

Note: Illustrations by John C. Inglese, MSCE, PE, B.Arch, AIA. Used with permission..

Taping References

Ball, L.K. (2020). The arteriovenous fistula: Safe needle taping (Figure 23-15). In C.S. Counts (Ed.), *Core curriculum for nephrology nursing* (7th ed., p. 1092). American Nephrology Nurses Association .

British Renal Society Vascular Access Special Interest Group. (2018). *Clinical practice recommendations for needling of arteriovenous fistulae and grafts for haemodialysis*. <https://vo2k0qci4747qcahf07gktt-wpengine.netdna-ssl.com/wp-content/uploads/2018/09/Clinical-Practice-Recommendations-for-Needling-of-Arteriovenous-Fistulae-and-Grafts-for-Haemodialysis.pdf>

deVilliers, A. (2018, October 4). *Single-handed cannulation and chevron taping for solo home HD*. <https://home.dialysis.org/news-and-research/blog/277-single-handed-touch-cannulation-and-chevron-taping-for-solo-home-hd>

Lok, E., Huber, T., Lee, T., Shenoy, S., Yevzlin, A., Abreo, K., Allon, M., Asif, A., Astor, B., Glickman, M., Graham, J., Moist, L., Rajan, D., Roberts, C., Vachharajani, T., & Valentini, R. (2019). KDOQI Vascular Access Guideline Work Group. KDOQI clinical practice guideline for vascular access: 2019 update. *American Journal of Kidney Diseases*, 75(4, Suppl. 2), S1-S164. <https://doi.org/10.1053/j.ajkd.2019.12.001>

National Kidney Foundation (NKF). (2006). *KDOQI clinical practice guidelines and clinical practice recommendations for 2006 – Updates: Hemodialysis adequacy, peritoneal dialysis adequacy and vascular access*. https://www.kidney.org/sites/default/files/docs/12-50-0210_jag_dcp_guide_lines-va_oct06_sectionc_ofc.pdf

Van Waelegheem, J.P., Chamney, M.J., Lindley, E., & Pancirová, J. (2008). Venous needle dislodgement: How to minimize the risks. *Journal of Renal Care*, 34(4), 163-168. <https://doi.org/10.1111/j.1755-6686.2008.00047.x>