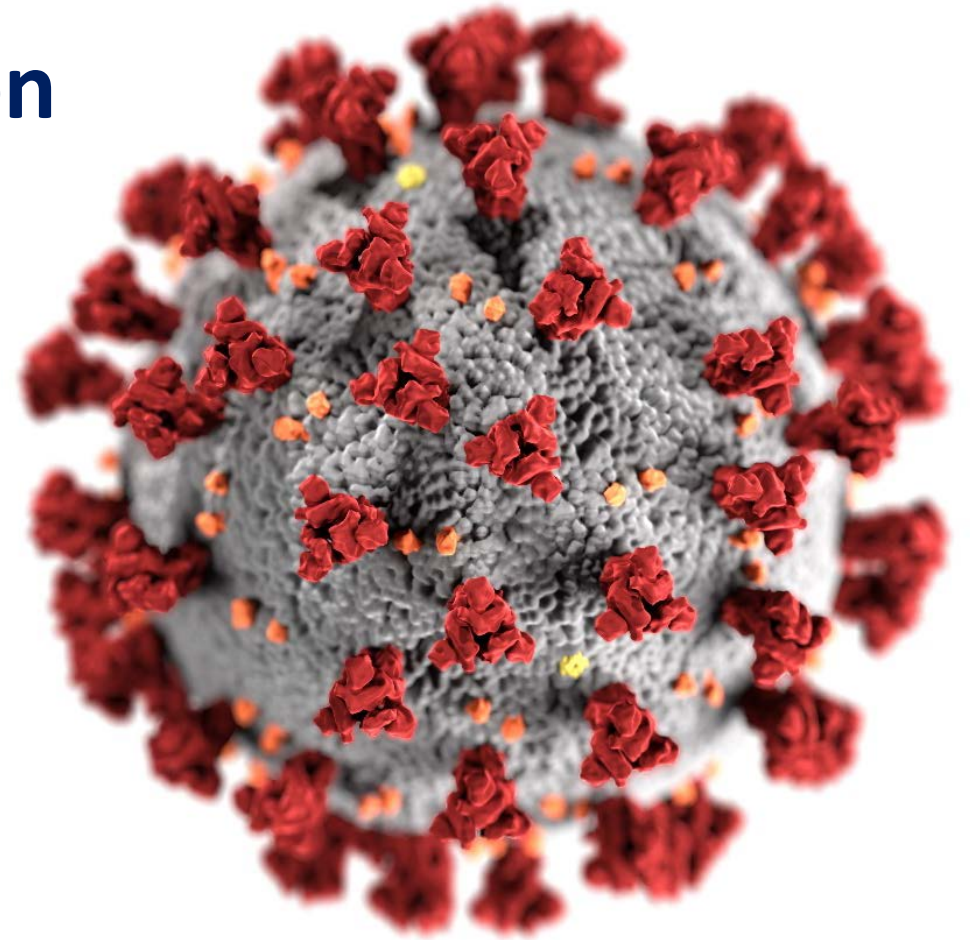


CDC Awardee COVID-19 Vaccination Planning Meeting

Facilitator:

Chris Duggar, MPH

Deputy, Distribution and Federal Programs Team
CDC | COVID-19 Response | Vaccine Task Force



March 25, 2021

eocevent472@cdc.gov



cdc.gov/coronavirus

Agenda

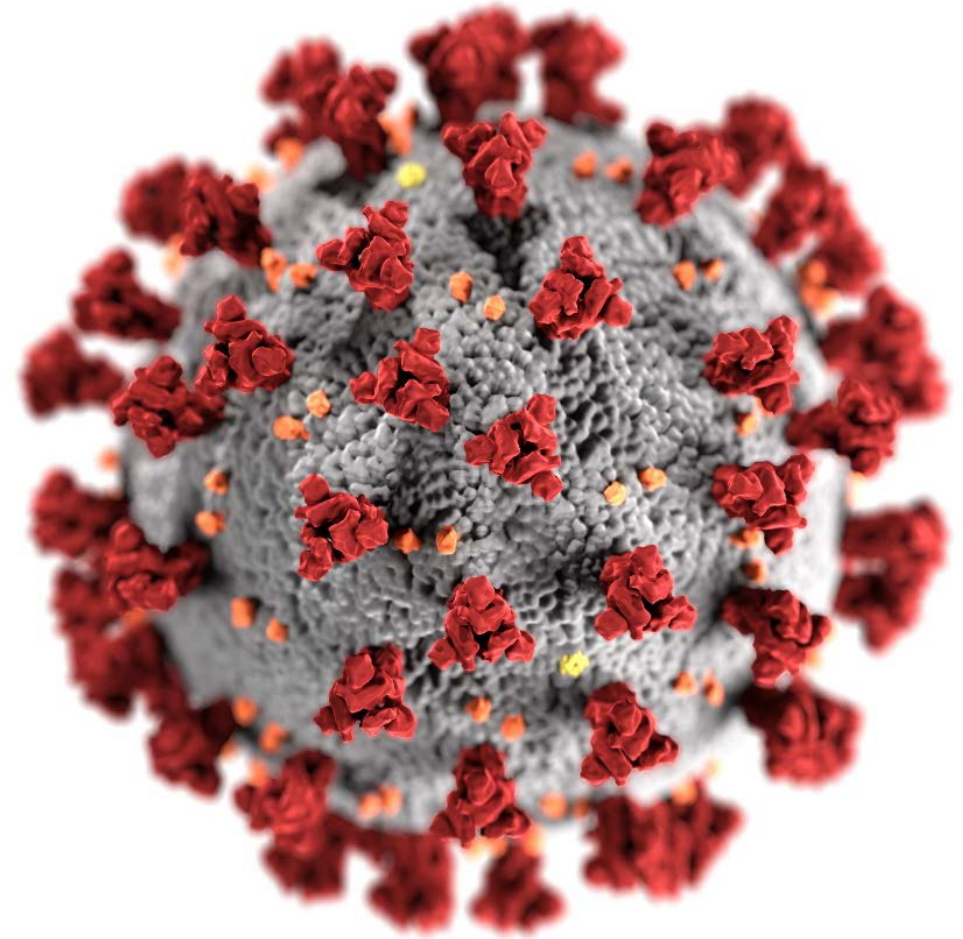
- **COVID-19 Vaccine Distribution for Dialysis Patients and Healthcare Personnel Program Launch**
- **Health Center Vaccine Program Progress and New Updates**



COVID-19 Vaccine Distribution for Dialysis Patients and Healthcare Personnel

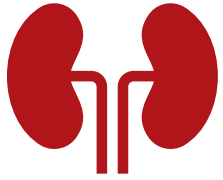
Program Launch

Shannon Novosad, MD, MPH
Dialysis COVID-19 Vaccination Effort
CDC | COVID-19 Response | Vaccine Task Force



cdc.gov/coronavirus

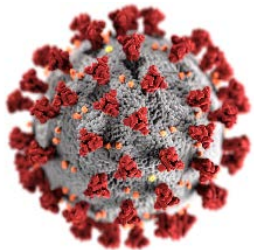
Vaccinating dialysis patients and healthcare personnel is critical



Over 550,000 Americans undergo dialysis treatments at ~7,000 dialysis clinics in the U.S.




Dialysis patients are at **high risk for serious illness and death** related to COVID-19




Dialysis clinics **serve patients whether or not they have COVID-19 creating a high-risk environment** for other patients and healthcare personnel

Chronic kidney disease disproportionately affects racial and ethnic minorities



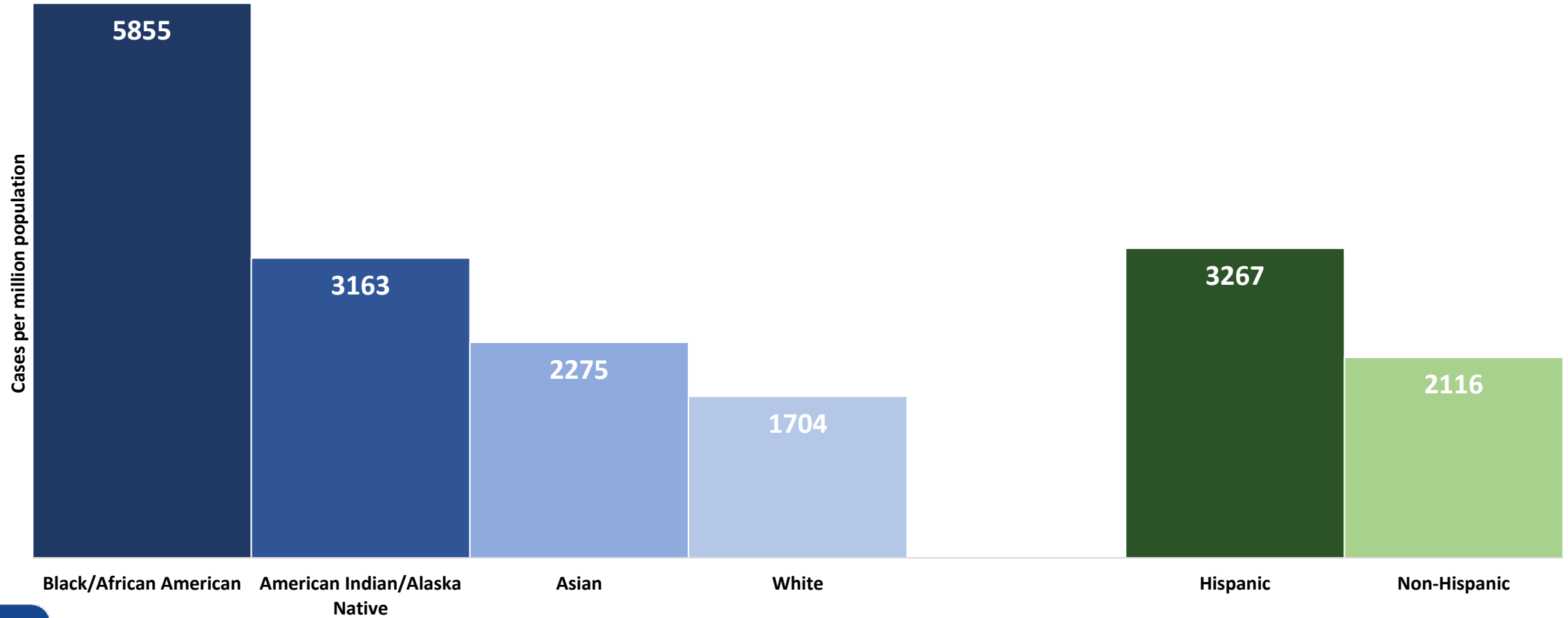
34% of patients on dialysis
are Black




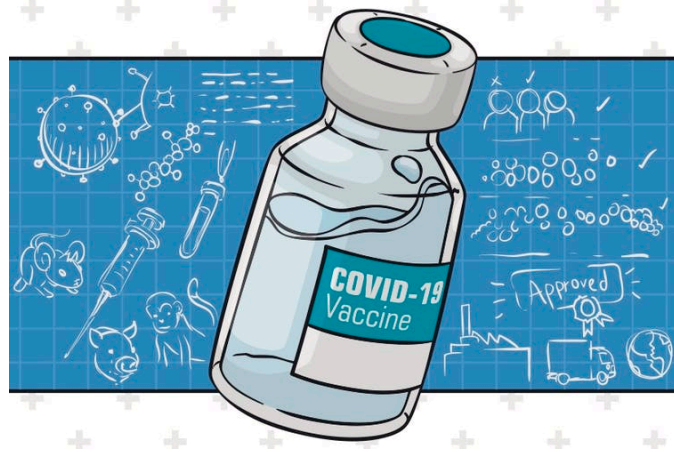
19% of patients on dialysis
are Hispanic

People who are Black/African-American have the highest prevalence of End Stage Renal Disease

Prevalence of End Stage Renal Disease by Race/Ethnicity, 2018



Upcoming federal allocation will support vaccination in dialysis clinics



A **federal allocation of COVID-19 vaccines** will be directed towards the dialysis vaccination effort. This allocation includes ~375,000 courses of Pfizer.

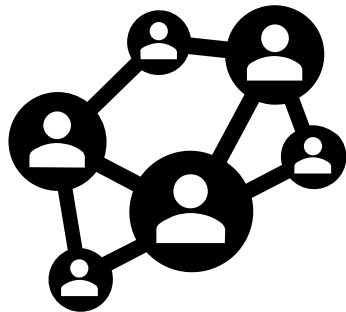
Federally allocated doses for dialysis clinics will **begin arriving the week of March 29**

Dialysis partnerships will support rapid vaccine delivery




Two large dialysis organizations have enrolled as COVID-19 vaccine providers

- DaVita Inc. and Fresenius Medical Care North America manage 83% of dialysis clinics in the U.S.




DaVita and Fresenius are also registered under a network administrator agreement and **will support the delivery of vaccine to smaller dialysis organizations and independent providers** that have partnered with these networks.

Enrolled dialysis clinics can order vaccine using VPoP

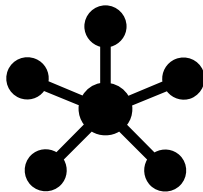


Dialysis organizations **track how many patients and staff at each clinic need COVID-19 vaccines** and order using VPoP

- In collaboration with CDC, dialysis organizations will ensure equitable distribution across facilities from the federal allocation



Federal allocations will be **shipped directly to dialysis clinics**



Dialysis clinics may act as a **central, redistribution location for multiple sites and/or receive their own allocation** of vaccines for individual site use

Jurisdictions will have visibility on allocation and administration data

All dialysis clinics receiving federal allocations are required to report:



Inventory and wastage to VPoP

- They will not report to Vaccine Finder



Patient administration information to the jurisdictions' IIS

- DaVita and Fresenius will also report administration data directly to CDC



Jurisdictions will have access to a dashboard in Tiberius to view data from dialysis partners

What happens next?



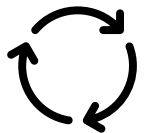
Dialysis clinics will be able to **start ordering Thursday, March 25**



The first shipments of vaccine to dialysis clinics will **arrive the week of March 29 or the following week** (depending on when dialysis clinics place order)



Allocation and administration **data should begin to appear mid to late next week**



Dialysis Clinics will order from the allocation over the next several weeks until all enrolled facilities have received doses

- There is not a specific ordering cadence like other programs receiving federal allocations

Ongoing jurisdiction support will be critical

- The size of this federal allocation is limited. Not all dialysis clinics will receive vaccines, and clinics receiving vaccines may get them at different times.
 - In cases where jurisdictions have already allocated first doses for dialysis clinics, second doses should be allocated by the jurisdiction, regardless of a federal allocation.
- After this effort has concluded, it is anticipated that dialysis clinics may have ongoing needs for small allocations of COVID-19 vaccines.



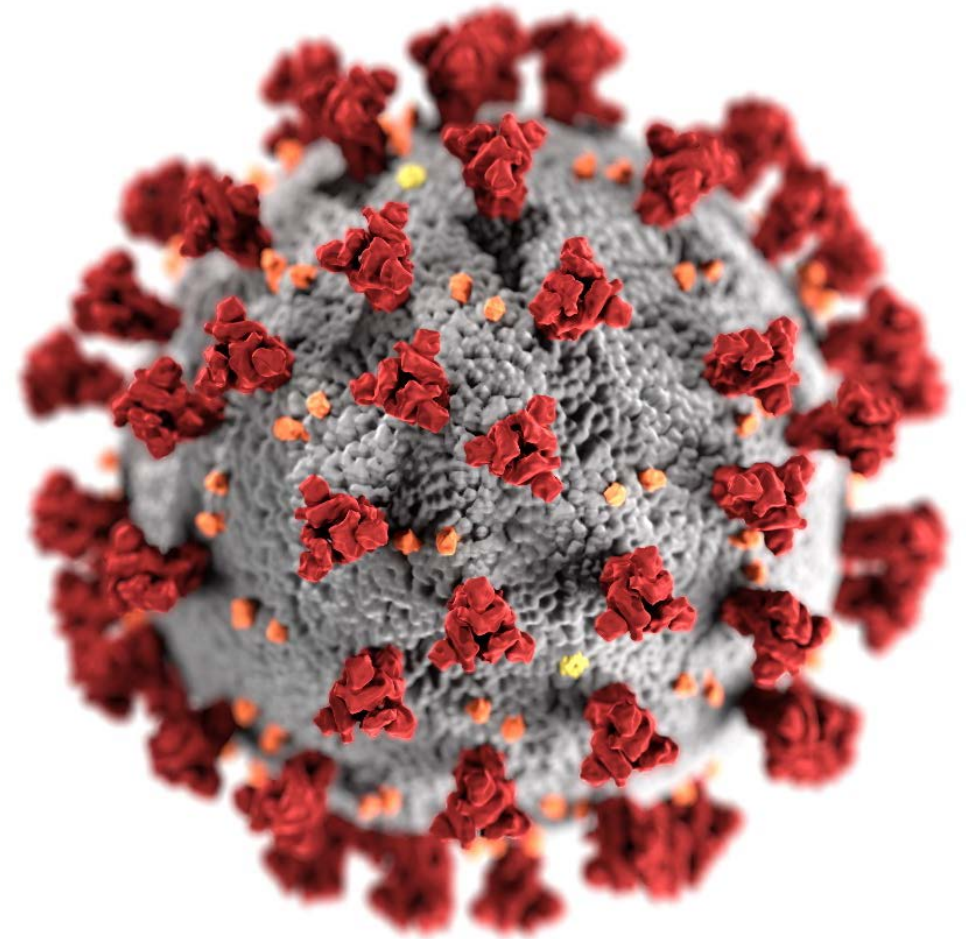
For additional information visit:

<https://www.cdc.gov/vaccines/covid-19/planning/vaccinate-dialysis-patients-hcp.html>

For remaining questions, please email eocevent346@cdc.gov

For more information, contact CDC
1-800-CDC-INFO (232-4636)
TTY: 1-888-232-6348 www.cdc.gov

The findings and conclusions in this report are those of the authors and do not necessarily represent the official position of the Centers for Disease Control and Prevention.



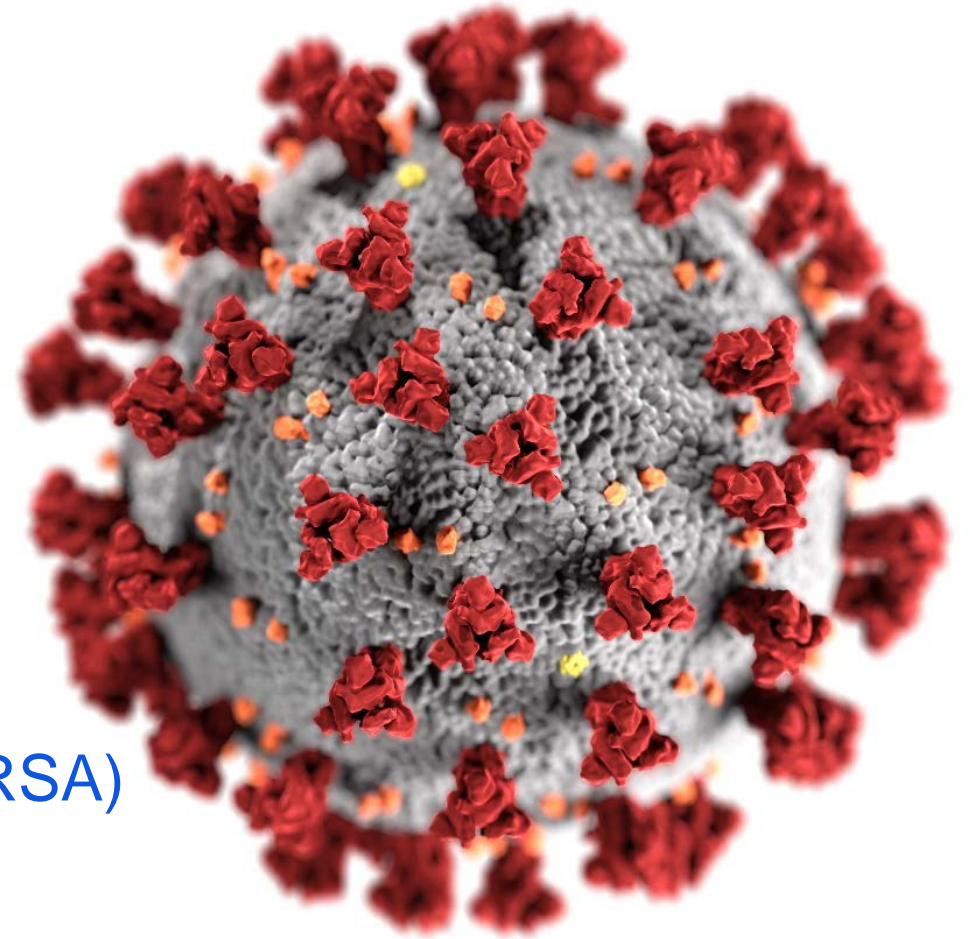
Health Center Vaccine Program

Progress and New Updates

Suma Nair, PhD, RD, MS
Director, Office of Quality Improvement

Xuan Le, AM
Senior Advisor, Office of Quality Improvement

Bureau of Primary Health Care (BPHC)
Health Resources and Services Administration (HRSA)



cdc.gov/coronavirus

Health Center COVID-19 Vaccine Program Overview

- HRSA and CDC partnership to directly allocate COVID-19 vaccines to health centers
- Separate federal allocation deployed in coordination with jurisdictions
- Incrementally started at select HRSA-supported health centers, but will extend out to all health centers over time
 - Phase 1: 250 health centers invited
 - Phase 2: 700 health centers invited

“...equity is our North Star here.”

– Dr. Marcella Nunez-Smith, chair of the COVID-19 Health Equity Task Force

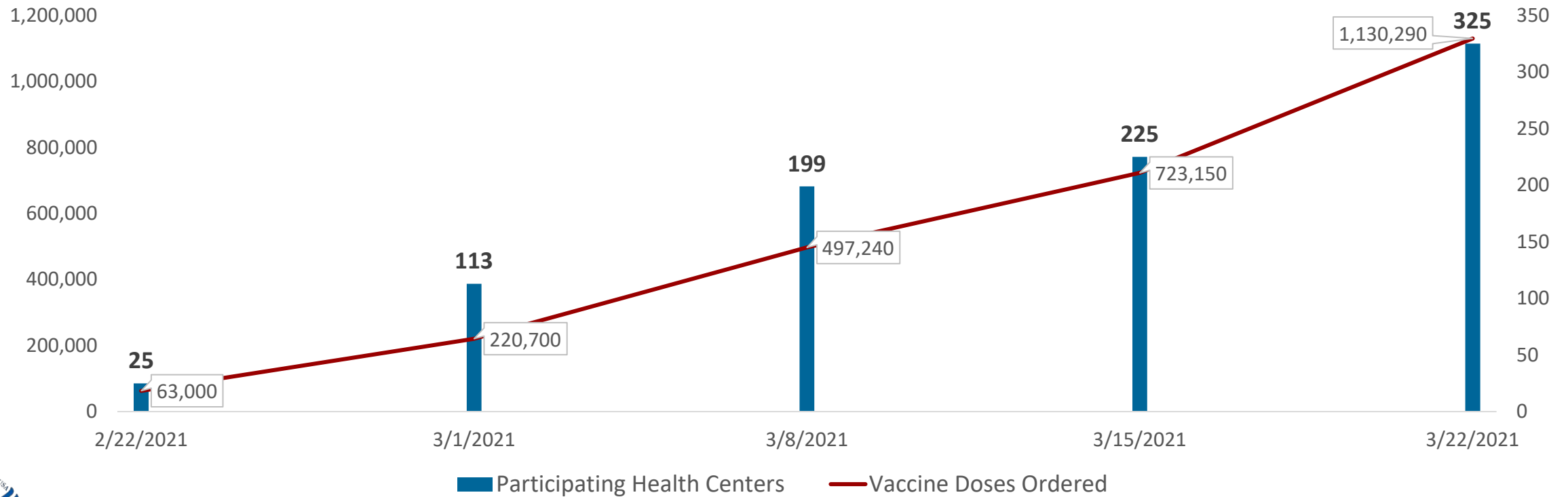


To see a list of invited and participating health centers, visit <https://www.hrsa.gov/coronavirus/health-center-program/participants>.

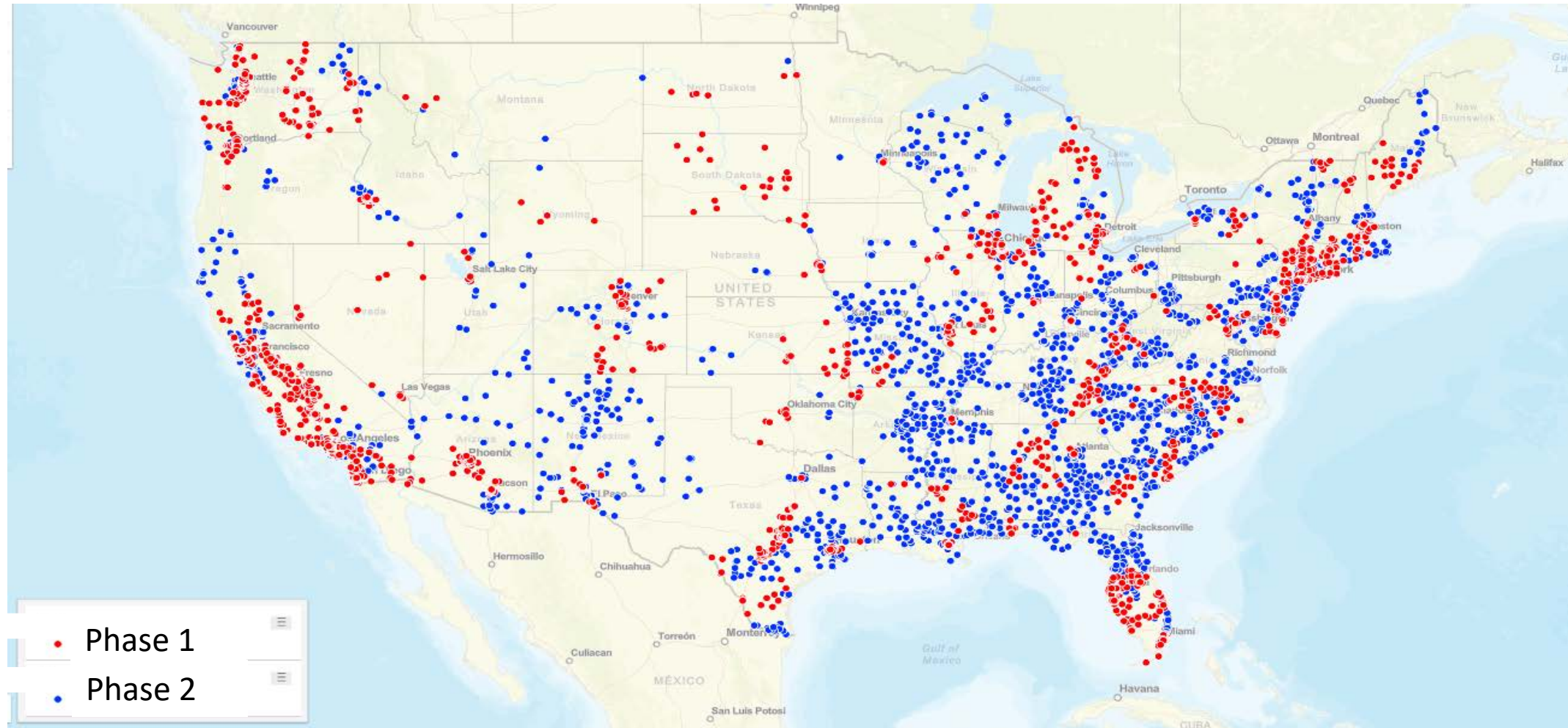


Health Center COVID-19 Vaccine Program: Phase 1 & 2 Health Centers

To date, health centers have ordered **1,130,290** doses for **1,069** sites:

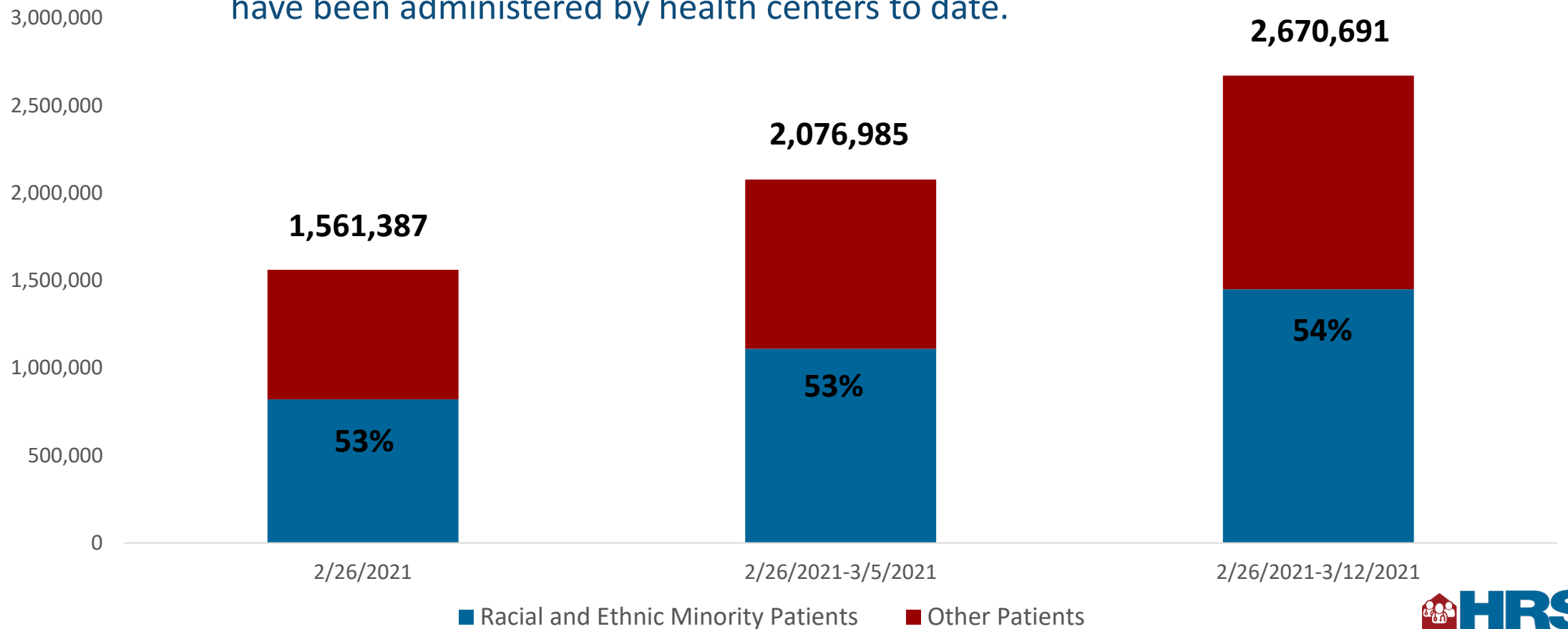


Health Center COVID-19 Vaccine Program Phase 1 & 2 Invited Health Centers Sites

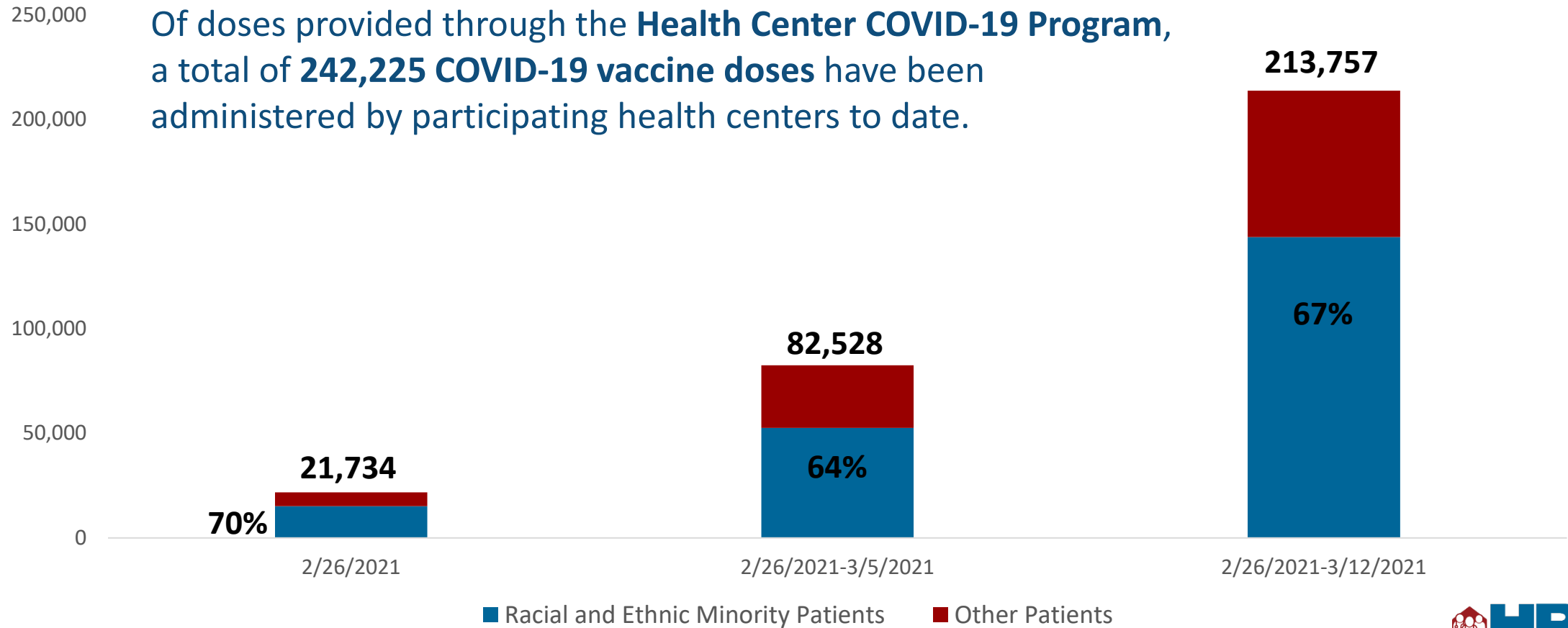


COVID-19 Vaccines Administered to Date by Health Centers: Race/Ethnicity Known

A total of **3,302,552 COVID-19 vaccine doses** have been administered by health centers to date.



COVID-19 Vaccines Administered to Date by Health Centers: Race/Ethnicity Known



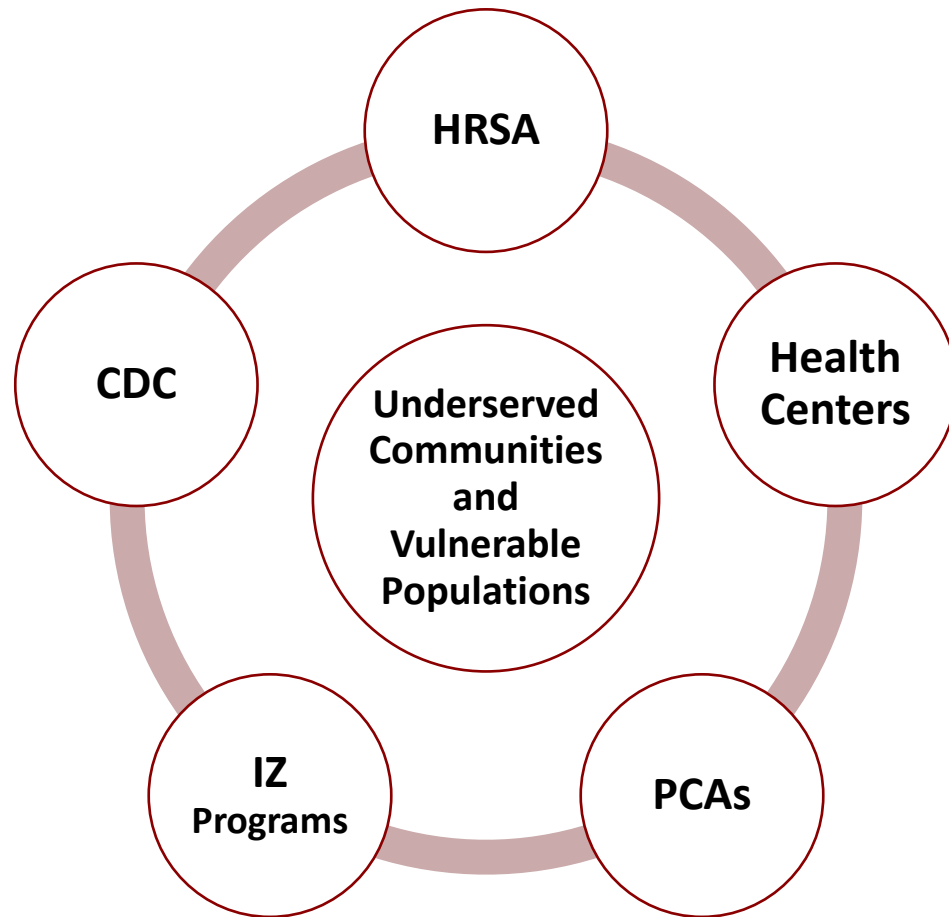
Announcement on Expanding Vaccine Access

- Nearly \$10 billion to expand access to vaccines and better serve communities of color, rural areas, low-income populations, and other underserved communities in the COVID-19 response.
- Includes nearly \$6.1 billion for HRSA-supported health centers to prevent, mitigate, and respond to COVID-19 and to enhance health care services and infrastructure.
- Health centers participating in the Health Center COVID-19 Vaccine Program are invited to expand eligibility to populations in the ACIP's 1C eligibility tier – this includes frontline essential workers and all persons 16 years and older with high-risk medical conditions.

[FACT SHEET: Biden Administration Announces Historic \\$10 Billion Investment to Expand Access to COVID-19 Vaccines and Build Vaccine Confidence in Hardest-Hit and Highest-Risk Communities | The White House](#)



Partnering to Advance Vaccine Equity



- **CDC** – COVID-19 Vaccine Program Subject Matter Experts, Technical Assistance
- **HRSA** – Health Center Vaccine Program Administrator
- **Health Centers** – order, store, handle, and administer vaccines to advance equity goals
- **Primary Care Associations** – work with health centers and Immunizations Programs to help with onboarding and technical assistance needs
- **Immunization Programs** – support onboarding of health centers/sites as COVID-19 vaccine providers to receive additional vaccine supply through HRSA program

Questions about the Health Center COVID-19 Vaccine Program?

Contact the Health Center Program Support

- Go to: <https://bphccommunications.secure.force.com/ContactBPHC/BPHC>Contact Form>
 - Complete the user information fields
 - Select “Health Center COVID-19 Vaccine Program”—the fourth option on the “Health Center Program Questions” screen.
 - Select “COVID-19 Vaccine Program Technical Questions for technical questions
 - Select “COVID-19 Vaccine Program General Inquiry” for program related questions
- You can also call Health Center Program Support at 877-464-4772, option 2, 7:00 a.m. to 8:00 p.m. ET, Monday-Friday (except federal holidays) or email healthcentersupport@hrsa.gov.



Additional Links and Resources

TA Topic	Contact Information
White House Fact Sheet	https://www.whitehouse.gov/briefing-room/statements-releases/2021/03/25/fact-sheet-biden-administration-announces-historic-10-billion-investment-to-expand-access-to-covid-19-vaccines-and-build-vaccine-confidence-in-hardest-hit-and-highest-risk-communities/
Program Webpage	https://www.hrsa.gov/coronavirus/health-center-program
Program FAQs	https://bphc.hrsa.gov/emergency-response/coronavirus-frequently-asked-questions
Survey Questions	https://bphc.hrsa.gov/emergency-response/covid-19-survey-tools-questions
Primary Care Associations	https://bphc.hrsa.gov/qualityimprovement/strategicpartnerships/ncapca/associations.html

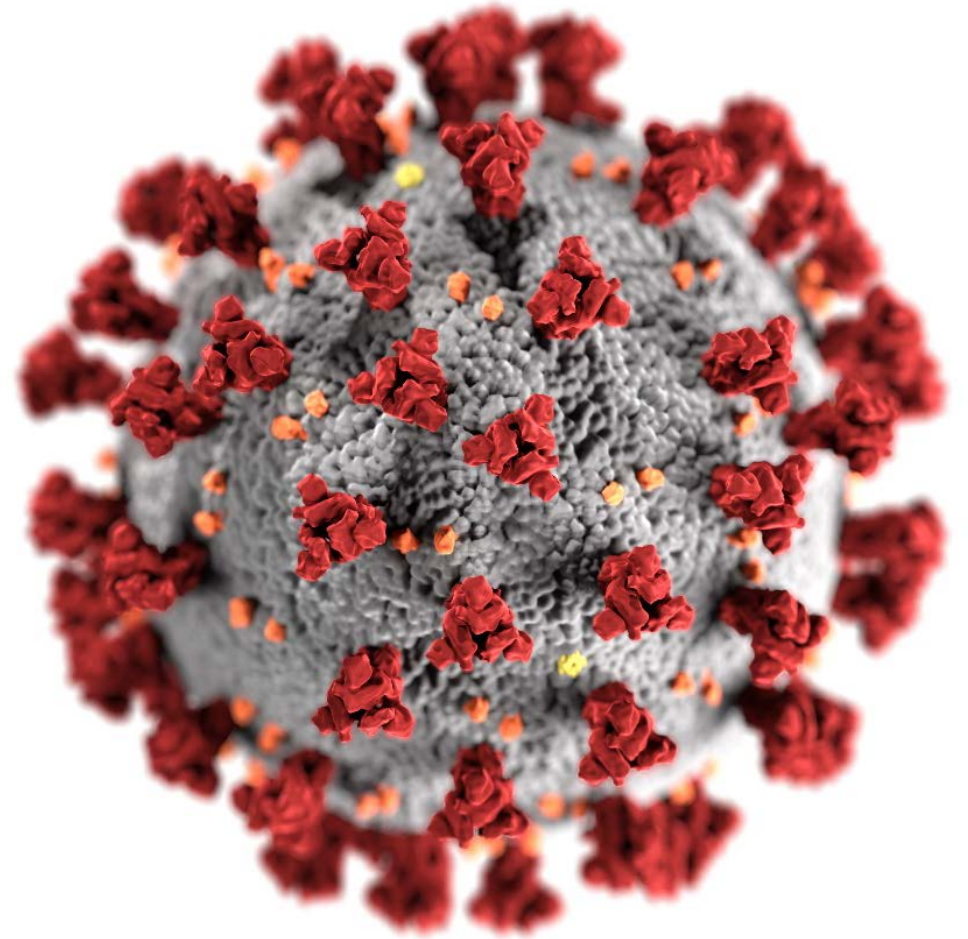


Health Center Vaccine Program

Additional Data Updates

Anita Patel, PharmD, MS

Deputy, Distribution and Federal Programs Team
CDC | COVID-19 Response | Vaccine Task Force



cdc.gov/coronavirus

Filters

PROGRAM (1/3)

- Renal Dialysis - Part A 68
- HRSA - Jurisdiction 34
- HRSA - Federal 2**

ORDERING AWARDEE

Search...

COUNTY

Search...

PROVIDER NAME

Search...

PROVIDER NUMBER

Search...

PROVIDER PIN

Search...

COUNTY SVI DECILE

ZIP CODE EDI DECILE

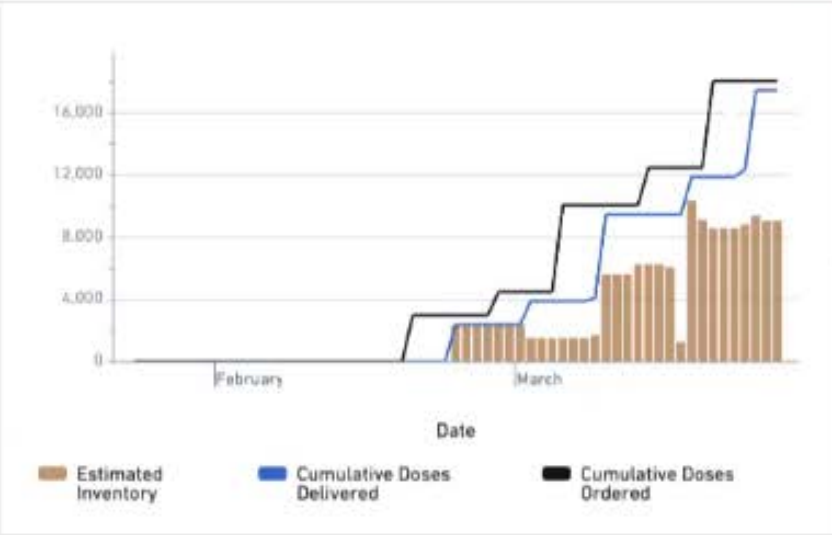
Add filter

Total Doses Delivered
17,470

Delivered Last 7 Days
5,570

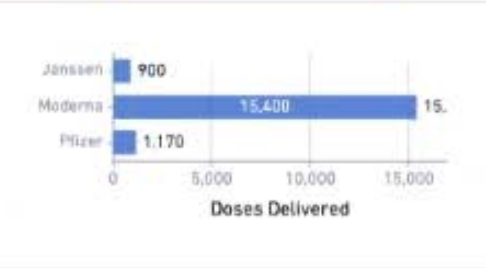
Week on Week Delivery % Change
132.1%

Delivered / Shipped Percentage
96.7%



Providers With Deliveries
14

Providers With Deliveries in Last 7 Days
13



Inventory

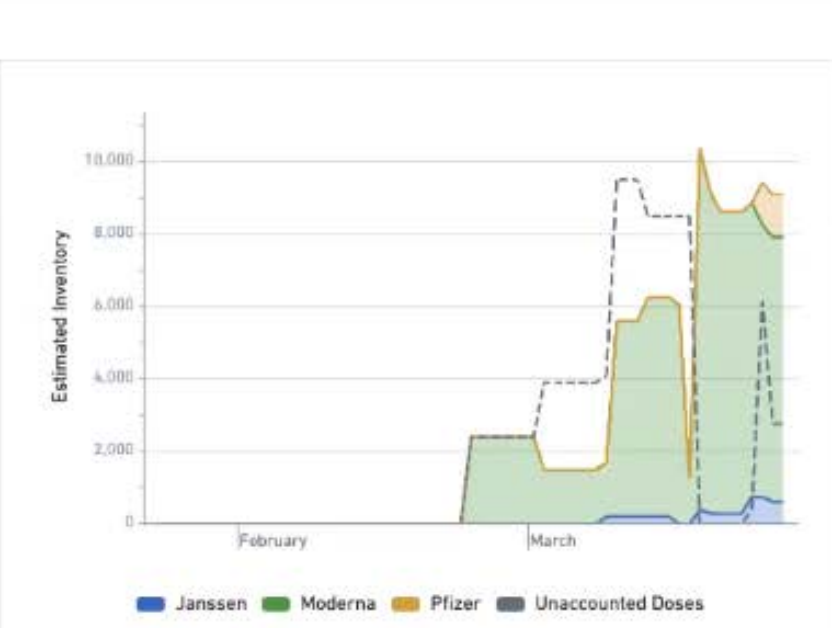
Estimated Inventory
9,094

Reported Inventory
6,984

Unaccounted Doses
2,770

Estimated Doses in inventory / Doses Delivered Last 7 Days
163.3%

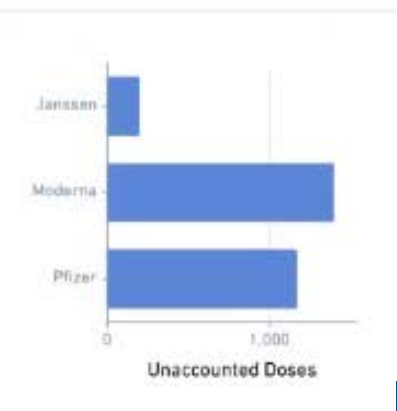
Week on Week Estimated Inventory % Change
36.6%



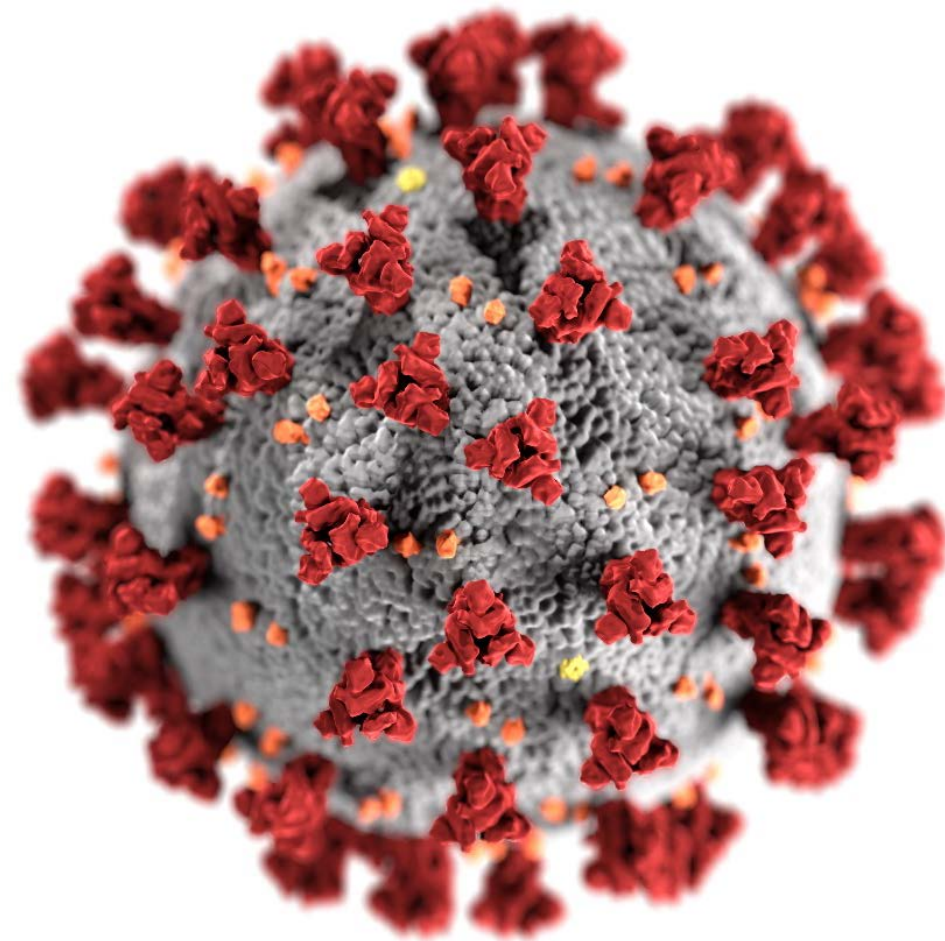
Average Estimated Inventory Per Site
650

Providers Reporting Inventory in Last 7 Days
14

Providers Not Reporting Inventory in Last 7 Days
2

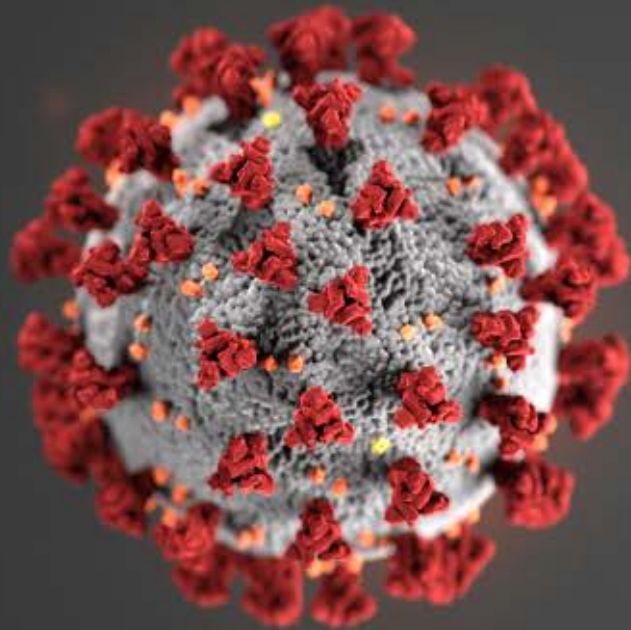


Q&A



cdc.gov/coronavirus





For more information, contact CDC
1-800-CDC-INFO (232-4636)
TTY: 1-888-232-6348 www.cdc.gov

The findings and conclusions in this report are those of the authors and do not necessarily represent the official position of the Centers for Disease Control and Prevention.

